

Camp Wolfeboro

Troop 152 Summer Camp Program

Welcome to Troop 152's Camp Wolfeboro Summer Camp program. This document outlines the schedule of events leading to camp and a list of things to help you prepare your Scout (and yourself) for the highlight of our Scouting year. Please take time to read this, and to discuss it with your son. The Troop 152 Leadership team this year will be made up of a group of about 3-5 Scout Leaders and Scouters (adults). The key members of this team are listed below along with the adult's phone numbers. Refer to the troop roster for Scouts' phone numbers. Should you have any questions, please feel free to contact any of us for more information.

What: Summer Camp at Camp Wolfeboro

When: June 25th – July 2nd, 2016

Where: Camp Wolfeboro – located in the Hell's Kitchen area of Stanislaus National Forest, between Arnold and Bear Valley on Highway 4. Elevation 5,500 ft (see attached map for location)

Frank Beede-Scoutmaster

Gary Wilkes

Ed Lorenzo

Peter Zirkle

Ray Hoppe

Steve Demarco

Peter Zirkle

Note: The following items are of particular importance and **MUST** be completed in advance to our departure to camp:

1. Medical forms - No Scout will be allowed to attend camp without properly completed Annual Health and Medical Record... <http://www.scouting.org/filestore/HealthSafety/pdf/whole.pdf>

Note: If your Scout has any medical problems such as food allergies, bee sting anaphylaxis, etc., prepare the Medication Instructions on page 17 and give them to the Assistant Scoutmaster in charge of medications at least two weeks before departure. While special care for these needs are routine at camp, we **must** know in advance, in order to be able to plan and prepare. All boys' medical forms will be fully reviewed by the camp medical staff prior to their entry into camp.

2. Emergency contact

Though the camping experience at Wolfeboro is a safe and fun experience, the Boy Scout motto is "Be Prepared." In order to be prepared, we must have an emergency contact for your Scout! If you will not be available during the week at camp, you must provide us with an alternative adult having authorization to take responsibility for your son.

3. Permission slips

Permission slips for use of the rifle range must be completed and signed in order for your son to participate in these activities. The permission slips for these activities can be found near the end of this packet. Please return the completed forms to the outing leader before leaving for camp. We normally have a Troop Shoot sometime during the week and your son will not be able to participate without this form.

4. Drivers

We rely entirely on volunteer drivers to transport our boys and our gear to and from camp. Without drivers, it's a long walk! So, if you are able to drive at least one way, please sign up at a troop meeting. Drivers are invited to visit camp either on Saturday's delivery or the following Saturday's pick up. You are also welcome to come down Friday night for the closing campfire. If you're interested, bring stout shoes and a good sized water bottle because it's a long steep hike (2.5 miles, 1,500 foot elevation change) into and out of Camp Wolfeboro if you do not have a 4X4 vehicle.


5. Scout Gear – What to bring to Camp

Please be sure that your Scout is properly equipped for camp. A recommended equipment list is enclosed at the end of this packet to help you with your son's "outfitting." Help your son to pack conservatively.

Adult Volunteers

We normally need at least one adult for every 4-6 boys going to camp. In recent years this has worked out to 3-4 adults. We prefer to have adults who can spend the whole week, but that's not an absolute requirement. The 'work' isn't hard, and you'll have an opportunity to learn how the Scouting program works.

In order for you to attend Scout camp, **Scout policy requires that you must be registered, trained, and have an appropriate medical form on file.** That means filling out an application and a medical form, completing a minimum amount of training (Youth Protection) and having your physician document your physical examination. There is a certain amount of lead time involved in registration, training, and planning for camp, so please let the outing leader know of your intentions as soon as possible. Besides, you'll need the lead time in order to schedule an appointment with your doctor.



Camp Preparation Checklist

As soon as possible

Complete the Annual Health and Medical Record if you do not have one or it will expire prior to Camp (requires a physical exam by a physician) and turn it in to the Scoutmaster.

Your Scout will be doing a **lot** of hiking and walking during his week at Wolfeboro. Please don't send him to camp in new hiking boots. Buy them now, and make sure they're broken in before he leaves for camp.

Two weeks before departure

Determine whom the designated adult will be that we can contact to pick up your Scout, should it become necessary during the week of camp (emergencies only). If that person is NOT one of his parents, we will require a letter from you providing authorization for us to release your Scout into their custody.

If you will be sending medication to camp, prepare the Medication Instructions on page 14 and give a copy of them to the Assistant Scoutmaster in charge of medications.

Review the advancement opportunities documented in this package with your Scout. Have him select a tentative program to complete during his week at camp. Since Wolfeboro's Trading Post has only a limited supply of merit badge booklets, it's probably a good idea to purchase them at home. **Note:** First year Scouts should be fully occupied with Trailhead (a program for Tenderfoot, Second Class, First Class ranks) and the Sourdough outing (an overnight "backpack" outing for all first year Scouts).

Determine whether you wish your Scout to use the rifle range. If so, complete, sign and submit the rifle range permission slip included in this package to the outing leader. We recommend that all Scouts attend the rifle range safety training even if you decide not to have them shoot at the range. Your Scout may say he does not want to shoot but when the entire Troop is on the Range for the Troop Shoot he may have a change of heart. I recommend signing the form regardless.

Review the camp equipment list provided in this package and ensure that your Scout has all the gear he will need. **A full Scout uniform is required for flags** (morning and evening). Scouts may wear non-uniform Scouting appropriate clothing at all other times. We also have our Troop 152 t-shirts available for purchase. Ask any of the Troop leadership staff about any equipment issues you may have. Please review the packing list for things to **not** bring to camp.

Use indelible ink to label **EVERYTHING** your Scout takes to camp with his name and troop number.

I MEAN LABEL EVERYTHING!!!

Four days before departure

Write a letter or postcard to your son (see the attached package for address information) and **mail it now!** It's not the pony express into camp but it's close! A letter or card that arrives on Tuesday or Thursday will mean a great deal to the boys. Please, no lonely boys during mail call (meaning every Scout should receive a card/letter).

Pack Check Day

Arrive at Scheer Scout storage container Friday June 24 at 7pm with 100% of scouts gear in pack. The ten essentials from page 8 are mandatory.

Provide all medications to the ASM in charge of medications with instructions, **in writing**. See the Medication Policy on page 15 for specific instructions on how to package your Scout's medication.

If your Scout has not already earned his Totin chit be prepared to turn in his pocket knife.

Scouts will un-pack their backpacks completely and a Troop Guide or ASM will check to make sure they have all their gear. Scouts will then re-pack their backpacks. This un-pack and re-pack will ensure Troop Leaders they will not have to pack your sons backpacks for them prior to leaving camp in addition to making sure each Scout has all the appropriate gear. Everything they bring must fit into their backpack.

It is at this time that Adult Leadership will be available to answer any last questions you may have.

Scouts will leave their completely packed backpacks and will not receive them back till we arrive at camp.

Departure Day

Arrive at Vintage Parkway School Parking lot at 10:00AM with **full water bottle(s)**, money for lunch, and a snack for later in the afternoon. Scouts should come wearing hiking boots, their Class A Scout shirt, Scout shorts and hat & they have a t-shirt under their class "A".

Insure your son has money for treats and crafts at the trading post. The Trading Post is well stocked with some merit badge pamphlets, advancement supplies, souvenirs, and refreshments. The amount each boy actually spends will depend upon his personal needs and whether his interests require special purchases, such as rifle range tickets or handicraft items. Please bring change and **dollar bills** to camp so we can avoid a small change crunch. (See page 15 for a list of suggested cost on each merit badge.) There is a fee for rock climbing and the rifle range charges for ammunition. Also the Scout may want to buy a Camp Wolfeboro tee shirt (\$15 approx). Lastly, we will stop in Angel's Camp for food on the way **to** and **from** Wolfeboro so provide them with money for lunch (at Burger King, Taco Bell or Subway). This year (unless special arrangements are made) the only money the Adult Leaders will hold for the Scouts will be money for the stop on the way home (no one goes hungry).

Write another card or letter to your son and mail it NOW!

Return from Camp

If you volunteered to bring boys home from Wolfeboro plan to be on the road by 7:00 AM. It's about a three hour drive, and we would like you at the top of the hill before us. Please review the Troop's Driving Policy at the end of this document. One requirement is paramount. **Drivers must not leave until the Scoutmaster has taken a head count and accounted for all the Scouts, and given an all-clear for everyone to leave.** Also, please understand that transporting 21-22 boys, 5-6 adults, and associated gear from Wolfeboro to Oakley is a challenging undertaking. Please don't complicate it further by asking to take your boy home early. It's too confusing, boys and gear can get lost, and the adults in charge, besides being tired and cranky, don't like losing the illusion that they have everything under control. Please plan to take your son home **from the school.**

If you are not driving to Wolfeboro to retrieve Scouts, plan to be at the school between 2:00 – 4:00PM on Saturday. The outing will begin and end at the school so a headcount will be conducted before and after the outing. If you need to pick up your son at any other time please see the Scoutmaster.

Take your Scout home, hose him down and listen to all his great Wolfeboro stories!

Some Facts about Wolfeboro

Camp Wolfeboro is located on the north fork of the Stanislaus River at an elevation of 5,500 feet.

The camp is located on property leased from the U.S. Forest Service and is surrounded on all sides by the Stanislaus National Forest.

The Mt. Diablo Silverado Council has continuously operated Camp Wolfeboro since the summer of 1928.

The dining hall at Camp Wolfeboro seats 256, with additional outside seating available.

There are eight latrines and four shower houses (with hot water) at the camp.

The camp has 14+ individual troop campsites.

The road between Big Meadows Camp Ground on Highway 4 and Camp Wolfeboro is open for use by four-wheel drive vehicles (with plenty of ground clearance) only.

Council trucks will not be used to tow privately owned vehicles that get stuck on the road. Commercial towing charges run from \$100 and up.

MAIL SERVICE

A letter or package from home is an important part in any Scout's stay at Camp Wolfeboro. It generally takes two days for mail to reach Camp Wolfeboro from the Bay Area. The Camp's address is:

Scout's Name,
Troop 152 – (Cliff Campsite)
Camp Wolfeboro
Bear Valley, CA 95223

Make sure that the Scout's **troop number** is on the letter. Missing or incorrect troop numbers will delay mail delivery. Use of UPS, Express Mail or other overnight delivery service actually results in a delay. Because of our mail pick up system, 1st class mail is the fastest and most efficient.

CAMP TELEPHONE

There is no public telephone in camp. The camp is equipped with a radio communication system that is for camp business and emergencies only. Scouts and Leaders should not plan on receiving calls or messages in camp. In case of an emergency, the office number to contact Scouts and Scouters in camp is (925) 674-6100; they will relay a message to camp. The emergency number may have an answering device to take your call.

TROOP 152 - WOLFEBORO EQUIPMENT CHECK LIST

Items in **bold** are the 10 essentials

VERY IMPORTANT:

- Signed medical form
- Medications - see next page
- Signed permission slips
- Merit Badge blue cards

CLOTHES:

- Raincoat or poncho**
- Extra clothing**
- Extra socks
- T-shirts, several
- Pants
- Underclothes (4 sets)
- Full Scout uniform
- Jacket and/or
- Fleece sweater
- Hiking boots (broken-in)
- Tennis shoes/camp shoes
- Hiking shorts
- Swim trunks/cutoffs
- Towel
- OA sash
- Pioneer neckerchief
- Pioneer T-shirt
- Work gloves
- Pajamas

SUN PROTECTION:

- Hat
- Sunscreen
- Sunglasses

GEAR:

- Pocket knife**
- Personal first aid kit**
- 1 quart water bottle**
- Flashlight/spare batteries**
- Matches in**
- waterproof box**
- Compass**
- Back pack
- Sleeping bag
- Air mattress/sleeping pad
- Plate, cup & bowl
- Knife, fork, & spoon
- Ground cover
- Garbage bags
- Toilet kit: (washcloth, soap, comb, toothbrush, toothpaste)
- Whistle on lanyard
- Pillow
- Twine or light rope
- Clothespins
- Insect repellent
- Chap stick
- Toilet paper (partial roll)
- Cat-hole shovel

MISCELLANEOUS:

- Trail mix (no sweets!)**
- Scout Handbook
- Note book (8-12" x 11")
- Pencils/pen
- Merit badge booklets
- Merit badge materials
- Ziplock bags
- Money for lunches
- Spending money
- Sharpening stone

OPTIONAL:

- Folding chair/hammock
- Playing cards
- Camera and film
- Fishing gear
- Water purification tablets
- Shoelaces
- Envelopes and stamps
- Laundry bag
- Books to read
- Water shoes
- Rubber boots
- Sewing kit

Bear Bag note: Everything that has an **aroma** (food, toothpaste, deodorant, etc.) **must** fit into a **single** one-gallon Ziploc baggie.

ITEMS TO LEAVE AT HOME:

- | | | |
|---|-------------------------------------|--------------------------------|
| <i>Anything irreplaceable or valuable</i> | <i>Firearms</i> | <i>Fireworks</i> |
| <i>Radios</i> | <i>Ammunition</i> | <i>Magnesium fire starters</i> |
| <i>Tape/CD/MP3 players</i> | <i>Fixed blade or sheath knives</i> | <i>Open toed footwear</i> |
| <i>Electronic games</i> | <i>Hatchets</i> | <i>Camouflage clothing</i> |
| <i>Candy</i> | <i>Alcohol & drugs</i> | <i>Cell Phones</i> |
| <i>Pets</i> | <i>Tobacco</i> | <i>2-Way Radios</i> |
- (Used In Camp by Adults Only)*

DO NOT BRING EXPENSIVE OR VALUABLE ITEMS TO CAMP

MAKE SURE EVERYTHING IS MARKED WITH YOUR SCOUT'S NAME!

Troop 152 Medication Policy – Prescription and NON–Prescription

Please adhere to the following guidelines. They are for your son’s protection.

BSA policy requires that all medication, **whether prescription or non-prescription**, must be under the control of an Assistant Scoutmaster. The **only** exceptions are inhalers and other medications that might be needed on an emergency basis. In those situations, the adults in charge must be told that the Scout has the medication, and the Scout must be familiar with the conditions of its use. Please provide a backup inhaler, in case the Scout loses his.

Please write your Scout’s name on a Ziploc bag, and put the following items in the bag.

1. The medication(s), in their **original** labeled container.
2. Use the form below and provide clear, written instructions listing:

The Scout’s **full** name

The name of the medication

Dosage (How much, how often, what time of day, etc.)

Special instructions (With meals, only when his skin turns plaid, stuff like that)

At Wolfeboro it can be difficult to locate Scouts during the middle of the day. Because of that, **we normally have the boys take their medicine at mealtimes** (breakfast, lunch, dinner). If there are reasons for a Scout to take medication at other times, please let the Assistant Scoutmaster in charge of medication know.

Medication Instructions

Scout Name (print)

Medication	How Much	How Often/time of day	Special instructions

Troop 152 Driving Policy

Please adhere to the following guidelines. They are for your son's protection.

Absolute Requirement:

Drivers must **not** leave until the Scoutmaster has taken a head count and accounted for all the Scouts, and given an all-clear for everyone to leave.

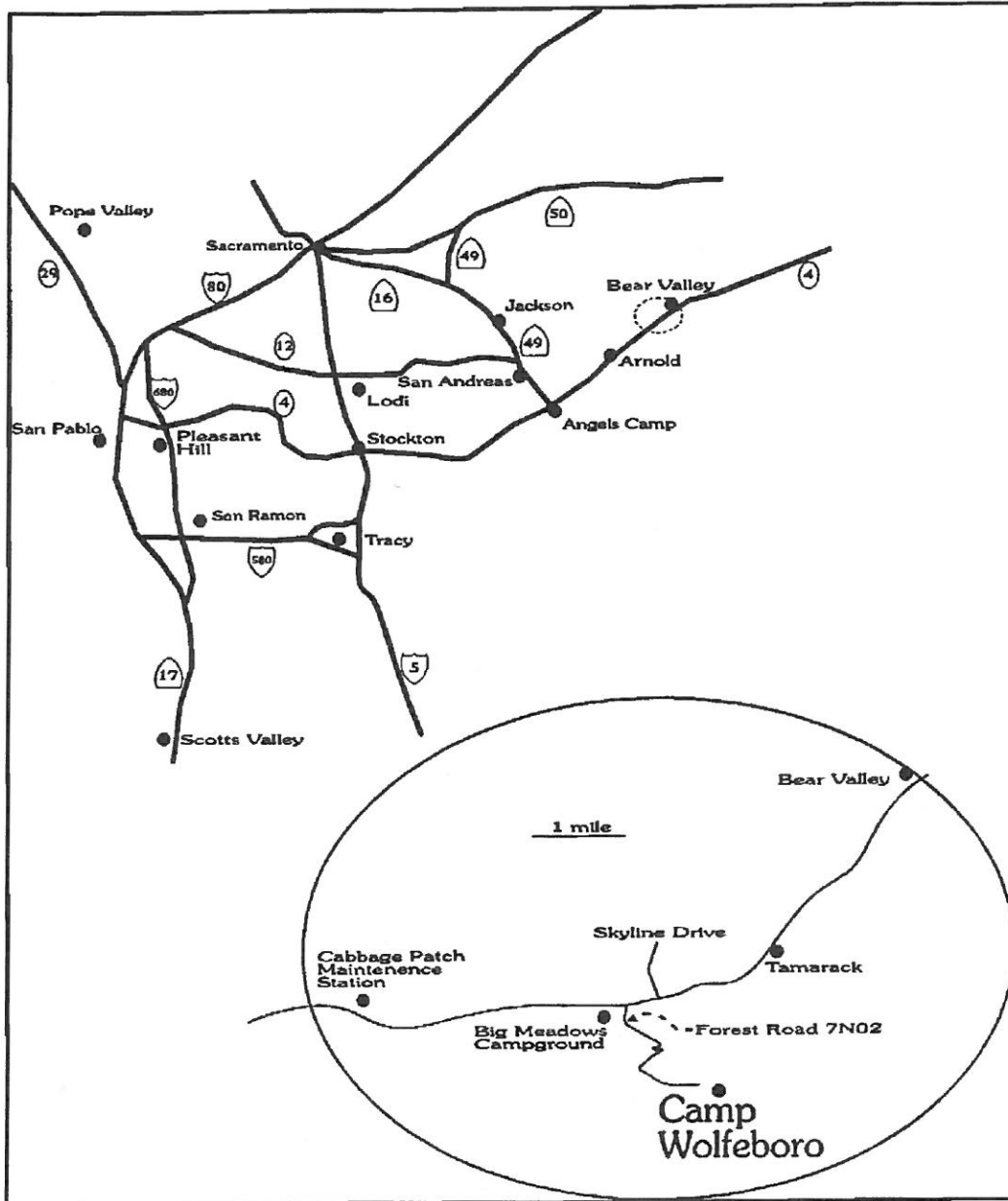
This is true both going and returning, but it is especially important when returning from an outing. You might think that it would be OK for a parent to leave with only their own son, without telling the adult leaders. But if the head count comes up short, we will have to keep everyone there, searching, until the missing boy is accounted for. That's what you'd want us to do if **your** son was missing, isn't it?

So, please, don't leave without getting permission from the Scoutmaster.

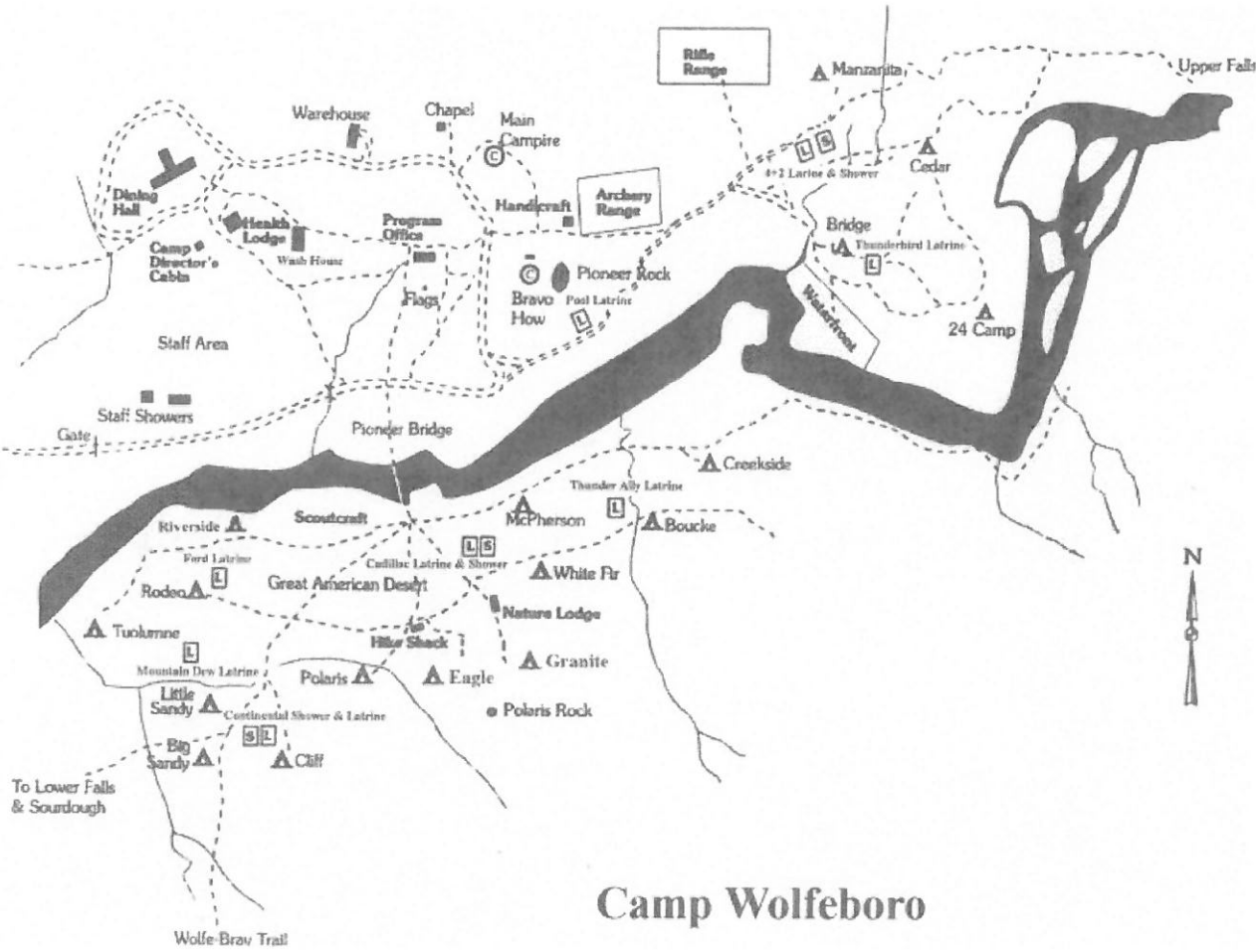
Thank you.

Map to Camp Wolfeboro

Camp Wolfeboro is located on Highway 4, 1/4 mile beyond the Big Meadows Campground sign. Turn right on Forest Road 7N02 when you see the very small camp sign on the right. From the East, camp is about five miles from Bear Valley. Slow down when you pass Skyline Drive because camp is just around the bend about 1/4 mile.



Map of Camp Wolfeboro



Parental Firearm Permission Form
Consent for Minor to Use Firearms & Live Ammunition
Mt. Diablo Silverado Council

The State of California has enacted legislation that prohibits any person from furnishing, loaning, or otherwise providing a minor any firearm or live ammunition without the express permission of his or her parent or legal guardian. **Your son/daughter will not be allowed on any shooting range without this signed release. It is necessary for you to give consent for your child to participate in the shooting sports activities.** For the purpose of this camp, this permission includes archery. By signing this consent form I do hereby give the minor named below permission as required by California Penal Code Sections 12552, 12070, 12072, 12078, et. Seq. to the Mt. Diablo Silverado Council, Boy Scouts of America, and to instructors established by the Boy Scouts of America (National), to furnish a firearm, BB Gun, .22 rifle, 20-gauge shotgun, 12-gauge shotgun, .22 handgun (Venturers only), bow, and ammunition and/or arrows to said minor for the purposes of instructing him/her in the safe handling of firearms, safe shooting, and marksmanship. Instructors include Certified Instructors and Range Safety Officers of the National Rifle Association and BSA certified archery instructors and Council adult volunteers.

I do further agree to indemnify and hold harmless the Mt. Diablo Silverado Council, Boy Scouts of America, and all officers, members, employees, and volunteers thereof, from all suits or actions brought for, or on account of, any injuries or damages received or sustained by any person or persons by or from the consequences of any negligence or any act or omission of the above named minor occurring during the course of said instruction

Participant's printed name _____ Unit # _____

Date(s) of camp: _____

Parent/Guardian's Printed Name _____ Date: ____ / ____ / ____

Signature: _____

Primary Phone # (_____) _____ - _____

Alternate Phone # (_____) _____ - _____